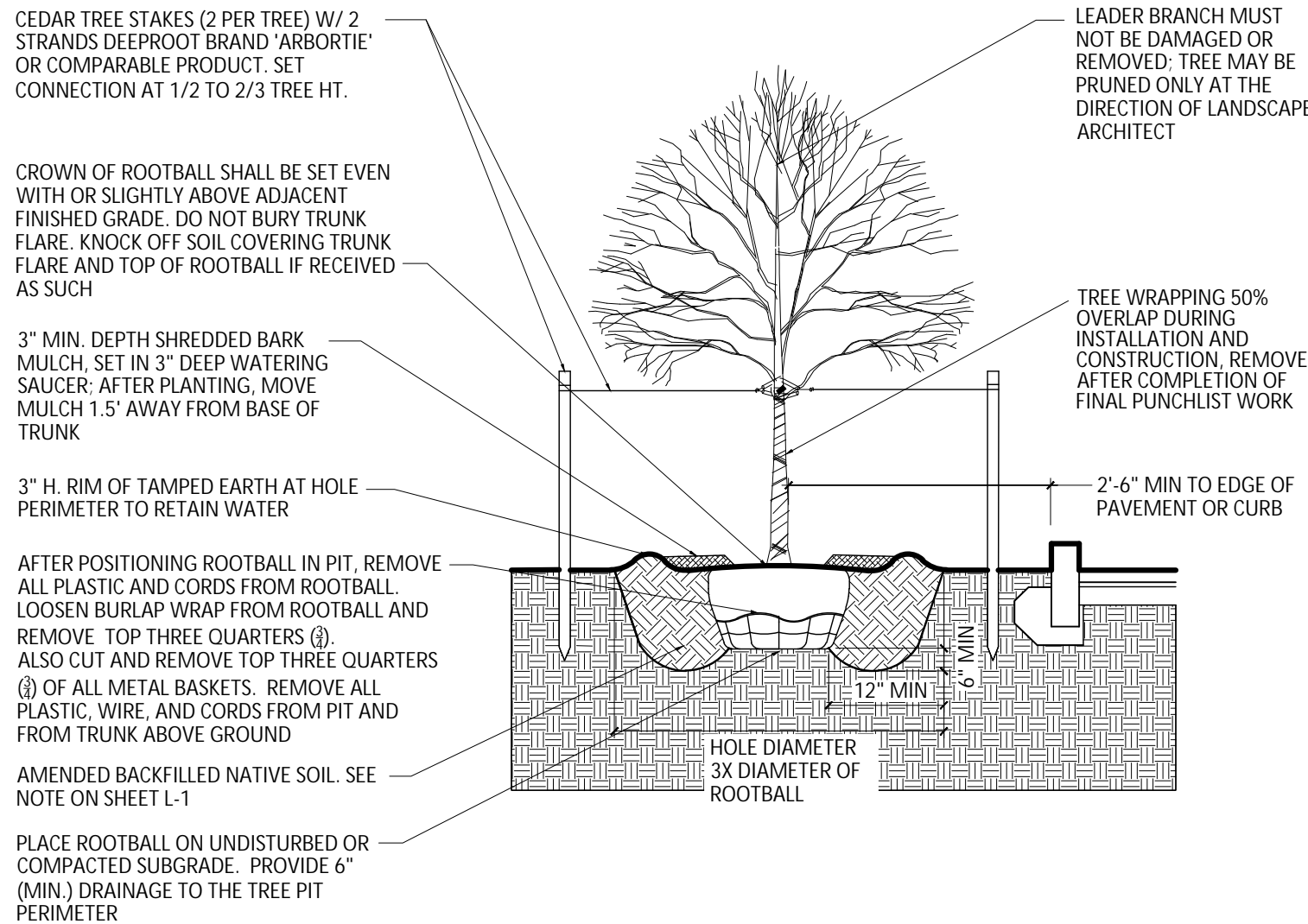


1  
L-1 PLANTING PLAN  
SCALE: 1" = 1'-20'

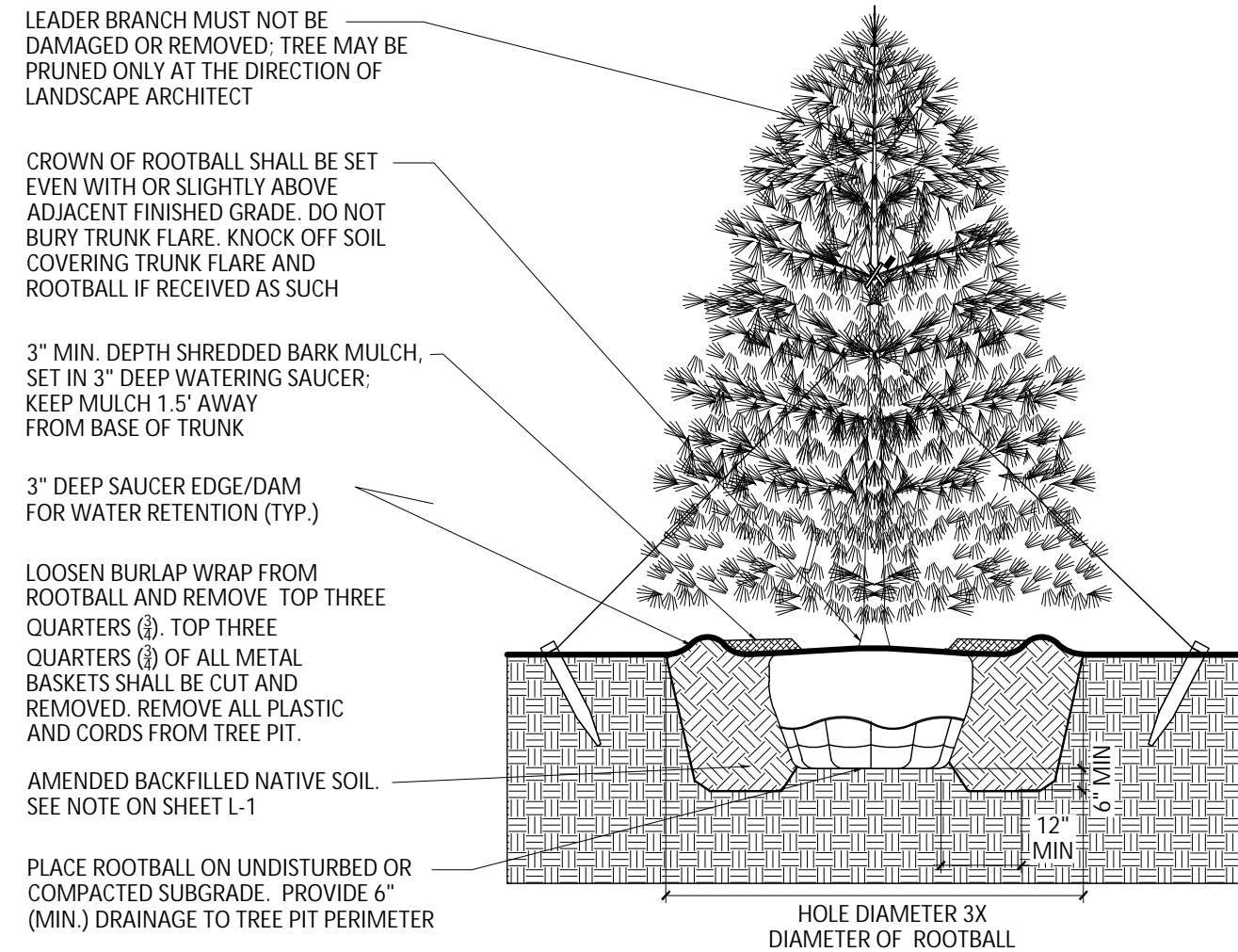
PLANT LIST						
QNT	KEY	BOTANICAL NAME	COMMON NAME	SIZE	SPACING	COMMENTS
DECIDUOUS TREES						
1	AR	ACER RUBRUM	RED MAPLE	2.5" - 3" CAL	AS SHOWN	
2	Ara	ACER RUBRUM 'ARMSTRONG GOLD '	'ARMSTRONG GOLD ' MAPLE	2.5" - 3" CAL	AS SHOWN	COLUMNAR
3	CC	CERCIS CANADENSIS	CANADIAN REDBUD	8'-10' HT	AS SHOWN	MULTISTEM
2	PP	PRUNUS PENDULA 'ROSA'	WEEPING CHERRY	8'-10' HT	AS SHOWN	
3	QR	QUERCUS RUBRA	RED OAK	2.5" - 3" CAL	AS SHOWN	
EVERGREEN TREES						
4	IO	ILEX OPACA	AMERICAN HOLLY	7'-8' HT	AS SHOWN	
4	JV	JUNIPERUS VIRGINIANA	EASTERN RED CEDAR	7'-8' HT	AS SHOWN	
4	JVb	JUNIPERUS VIRGINIANA BRODIE'	BRODIE EASTERN RED CEDAR	7'-8' HT	AS SHOWN	
3	JVe	JUNIPERUS VIRGINIANA 'EMERALD SENTINEL'	EMERALD SENTINEL EASTERN RED CEDAR	7'-8' HT	AS SHOWN	
DECIDUOUS SHRUBS						
7	AM	ARONIA MELANOCARPA 'MORTON' IRAQUOIS BEAUTY	IRAQUOIS BEAUTY CHOKEBERRY	#5 CONT	AS SHOWN	
7	CAh	CLEThERA ALNIFOLIA 'HUMMINGBIRD'	HUMMINGBIRD SWEET PEPPERBUSH	#7 CONT	AS SHOWN	DWARF FORM
1	CSc	CORNUS SERICEA 'CARDINAL'	CARDINAL REDOSIER DOGWOOD	#7 CONT	AS SHOWN	
9	CSk	CORNUS SERICEA 'KELSEYI'	KELSEYI REDOSIER DOGWOOD	#5 CONT	AS SHOWN	DWARF FORM
3	HQ	HYDRANGEA QUERCIFOLIA 'GATSBY PINK'	OAKLEAF HYDRANGEA 'GATSBY PINK'	#7 CONT	AS SHOWN	
2	MP	MYRICA PENSYLVANICA	NORTHERN BAYBERRY	#7 CONT	AS SHOWN	
9	POt	PHYSOCARPUS OPULIFOLIS 'TINY WINE'	TINY WINE GOLDNINEBARK	#5 CONT	AS SHOWN	
9	RA	RHUS AROMATICA 'GRO-LOW'	FRAGRANT SUMAC 'GRO-LOW'	#5 CONT	AS SHOWN	
1	VC	VIBURNUM CARLESII 'SPICE BABY'	SPICE BABY KOREANSPE VIBURNUM	#7 CONT	AS SHOWN	
EVERGREEN SHRUBS						
2	IC	ILEX CRENATA 'STEEDS'	STEEDS UPRIGHT JAPANESE HOLLY	#7 CONT	AS SHOWN	
4	IGc	ILEX GLABRA 'COMPACTA'	COMPACT INKBERRY HOLLY	#7 CONT	AS SHOWN	
2	Igd	ILEX GLABRA 'DENSEA'	INKBERRY HOLLY	#7 CONT	AS SHOWN	
1	IAa	ILEX X AQUIFOLIUM 'ARGENTEA MARGINATA'	VARIEGATED ENGLISH HOLLY	#7 CONT	AS SHOWN	
7	IaM	ILEX X AQUIFOLIUM 'MONVILA'	GOLD COAST ENGLISH HOLLY	#7 CONT	AS SHOWN	
10	JH	JUNIPER HORIZONTALIS 'MOTHER LODIE'	JUNIPER HORIZONTALIS 'MOTHER LODIE'	#3 CONT	AS SHOWN	
7	JVg	JUNIPERUS VIRGINIANA 'GREY OWL'	GREY OWL EASTERN RED CEDAR	#5 CONT	AS SHOWN	
PERENNIALS/ GROUNDCOVERS						
30	ger	GERANIUM MACULATUM	WILD GERANIUM	1 GAL	9" O.C.	
30	tia	TIARELLA CORDIFOLIA	FOAMFLOWER	1 GAL	9" O.C.	
LOW MOW LAWN SEEDING						
SEEDING RATE: 100 LBS. PER ACRE OR 3 LBS. PER 1,000 SQ. FT.						
		FESTUCA RUBRA (CREEPING RED FESCUE)				
		FESTUCA BREVIPILA 'CHARLOTT' (HARD FESCUE 'CHARLOTT')				
		FESTUCA OVINA VAR. DURIUSCULA 'HERON (HARD FESCUE 'HERON')				

NOTES

- THE CONTRACTOR SHALL LOCATE AND VERIFY ALL UNDERGROUND UTILITIES PRIOR TO ANY LAWN WORK OR TREE AND SHRUB PLANTING AND SHALL IMMEDIATELY REPORT ANY CONFLICTS TO THE PROJECT SITE ENGINEER.
- CONTRACTOR SHALL EXERCISE EXTREME CARE IN WORKING IN AREA OF EXISTING TREES. EXISTING PLANTS TO REMAIN AND BE PROTECTED, WHICH ARE INJURED OR DESTROYED DURING CONSTRUCTION SHALL BE REPLACED BY CONTRACTOR WITH PLANTS OF EQUAL SIZE AND SPECIES AT NO COST TO THE OWNER.
- SEE CIVIL ENGINEER'S SITE PLAN AND DETAIL SHEET FOR TREE PROTECTION DETAILS AND PROPOSED GRADING.
- THE CONTRACTOR SHALL SUPPLY ALL PLANT MATERIAL IN QUANTITIES SUFFICIENT TO COMPLETE THE PLANTING SHOWN ON THE DRAWING. QUANTITIES IN PLANT LIST ARE FOR REFERENCE ONLY
- NO PLANT OR CULTIVAR SUBSTITUTIONS WILL BE ACCEPTABLE WITHOUT APPROVAL OF THE LANDSCAPE ARCHITECT
- OWNER'S LANDSCAPE ARCHITECT SHALL INSPECT PLANT MATERIAL FOR ACCEPTANCE PRIOR TO PLANTING.
- LOCATION OF NEW PLANT MATERIAL SHALL BE STAKED OR SET OUT BY CONTRACTOR AND APPROVED BY LANDSCAPE ARCHITECT PRIOR TO PLANTING. PROJECT LANDSCAPE ARCHITECT MAY ADJUST SPACING AND LOCATION IN FIELD PRIOR TO OR AFTER PLANTING. SPECIAL ATTENTION WILL BE GIVEN TO PROTECTION OF ROOT ZONES OF EXISTING TREES WHEN LOCATING NEW PLANT MATERIALS .
- REFER TO PLANTING DETAILS AND SPECIFICATIONS FOR INFORMATION RELATING TO PLANTING PIT DIMENSIONS AND EXTENT AND COMPOSITION OF BACKFILL MATERIAL.
- THE CONTRACTOR SHALL REMOVE ALL PLASTIC MATERIAL FROM AROUND THE ROOT BALLS OF THE PLANTS AFTER POSITIONING IN THE PLANT PITS. REMOVE BURLAP, ROPE, AND WIRE FROM AROUND THE TRUNK SUFFICIENTLY SO THAT NO BURLAP, ROPE OR WIRE WILL BE EXPOSED AFTER BACKFILLING.

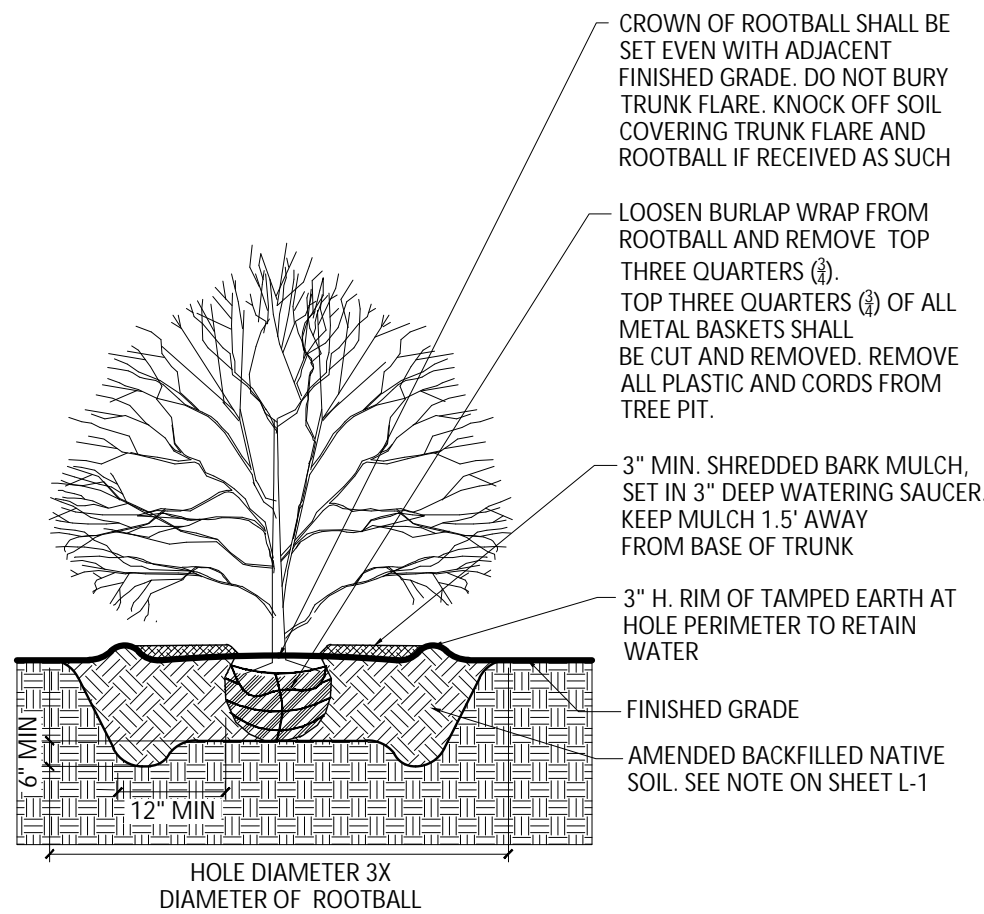


2  
L-1 DECIDUOUS TREE PLANTING DETAIL  
NOT TO SCALE



4  
L-1 EVERGREEN TREE PLANTING DETAIL  
NOT TO SCALE

- ALL AREAS OF THE SITE NOT OCCUPIED BY BUILDING, PAVEMENT, OR OTHER IMPERVIOUS SURFACE, AND NOT SPECIFIED AS BEING PLANTED WITH TREES, SHRUBS OR GROUND COVER, SHALL BE SEEDED WITH NATIVE GRASS SEED MIX.
- ALL AREAS DISTURBED OR DAMAGED DURING THE COURSE OF THE CONTRACTOR'S WORK SHALL BE REPAIRED OR RESTORED TO ORIGINAL OR CONSTRUCTED CONDITION AT NO ADDITIONAL COST TO OWNER.
- THE CONTRACTOR SHALL WATER TREES, SHRUBS AND GROUNDCOVER TWICE DURING THE FIRST 24 HOURS AND AS NEEDED THROUGHOUT THE FIRST GROWING SEASON.
- THE CONTRACTOR SHALL BE RESPONSIBLE FOR MAINTAINING ALL PLANT MATERIAL IN GOOD HEALTH UNTIL THE PROJECT LANDSCAPE ARCHITECT HAS PROVIDED WRITTEN ACCEPTANCE THAT THE PLANTINGS ARE COMPLETE AND IN CONFORMANCE WITH THE PLANS. THE CONTRACTOR SHALL GUARANTEE THE SURVIVAL OF THE PLANT MATERIAL FOR A PERIOD OF ONE YEAR AFTER ACCEPTANCE BY THE PROJECT LANDSCAPE ARCHITECT, UNLESS OTHERWISE AGREED TO WITH THE OWNER.
- ALL LAWN AREAS (SOD OR SEED) SHALL RECEIVE A MINIMUM 6"THICK LAYER OF SCREENED TOPSOIL PRIOR TO INSTALLATION OF SOD OR SEED, UNLESS OTHERWISE SPECIFIED. TOPSOIL SHALL CONFORM TO THE PROJECT SPECIFICATIONS.
- SOIL WITHIN ALL PLANTING BEDS SHALL BE PREPARED AS DIRECTED IN THE PLANTING DETAILS AND PROJECT SPECIFICATIONS PRIOR TO INSTALLATION OF PLANT MATERIALS
- ALL MULCH TO BE PLACED IN PLANTING BEDS SHALL BE CLEAN, NON-DYED, TOXIC FREE, ORGANIC MATERI AL, CONSISTING OF SHREDDED HARDWOOD, ROOT MULCH SHREDDED CEDAR, OR BARK CHIPS. AS APPROVED BY THE OWNERS FIELD REPRESENTATIVE OR PROJECT LANDSCAPE ARCHITECT. THE PLACEMENT THICKNESS OF THE MULCH SHALL BE 3" AND/OR AS DIRECTED IN THE PLANTING DETAILS.



3  
L-1 SHRUB PLANTING DETAIL  
NOT TO SCALE

PLAN FOR MUNICIPAL BOARD REVIEW  
\*NOT FOR CONSTRUCTION\*

OWNER:

GIGLIO RESIDENCE  
79 NORTH MOUNTAIN DRIVE  
DOBBS FERRY, NY 10522

REVISIONS:

1/19/2023

PER SITE PLAN REVISIONS

3/19/2023

PER SITE PLAN REVISIONS

6/21/2023

PER SITE PLAN REVISIONS

DRAWING TITLE

LANDSCAPE PLAN

SEAL

SHEET NO.

L-1

ASPECT 120 LANDSCAPE ARCHITECTURE P.C.  
89 NORTH BROADWAY, SUITE 223  
IRVINGTON, NY 10533  
WWW.ASPECT120.COM  
PHONE: (914) 274-8544

ASPECT 120 LANDSCAPE ARCHITECTURE P.C.

89 NORTH BROADWAY, SUITE 223  
IRVINGTON, NY 10533  
WWW.ASPECT120.COM  
PHONE: (914) 274-8544